

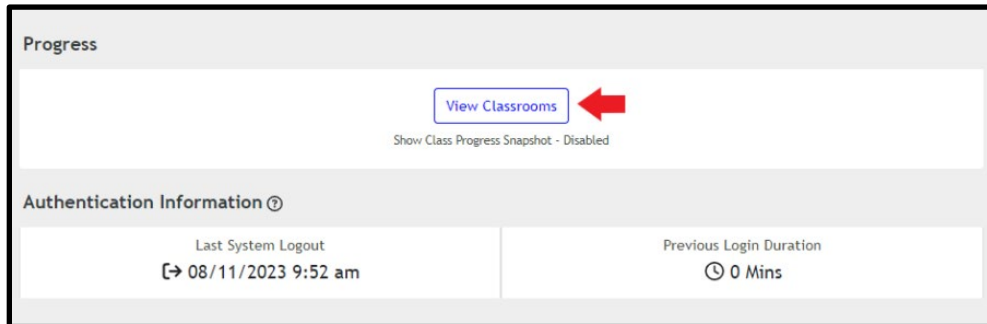


Student Support Guide


Student Instructions:

1. Login to the website: <https://plus.aztecsoftware.com>
2. Enter USERNAME: _____
**** Case sensitive ****
3. Enter PASSWORD: _____
**** Case sensitive ****
4. Click **Login**.

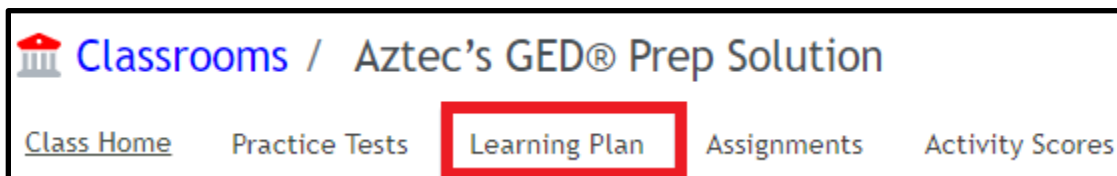
1. Click on **View Classrooms**.



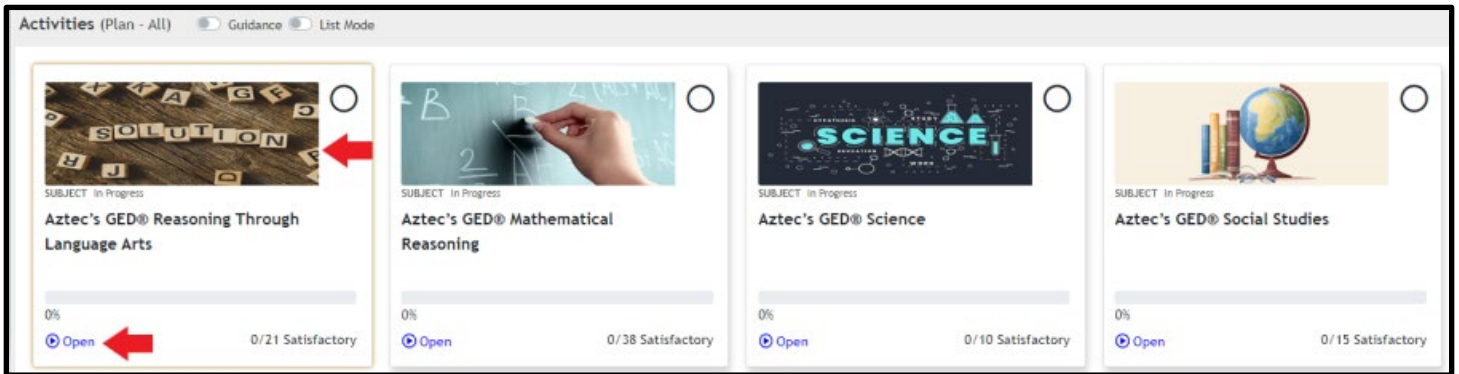
2. Click on the class you would like to start.



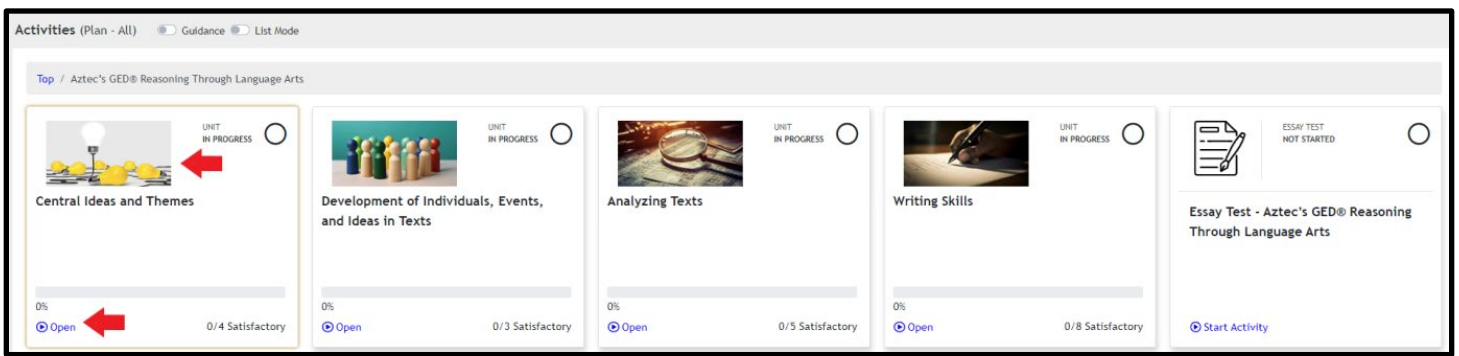
3. Click **Learning Plan**.



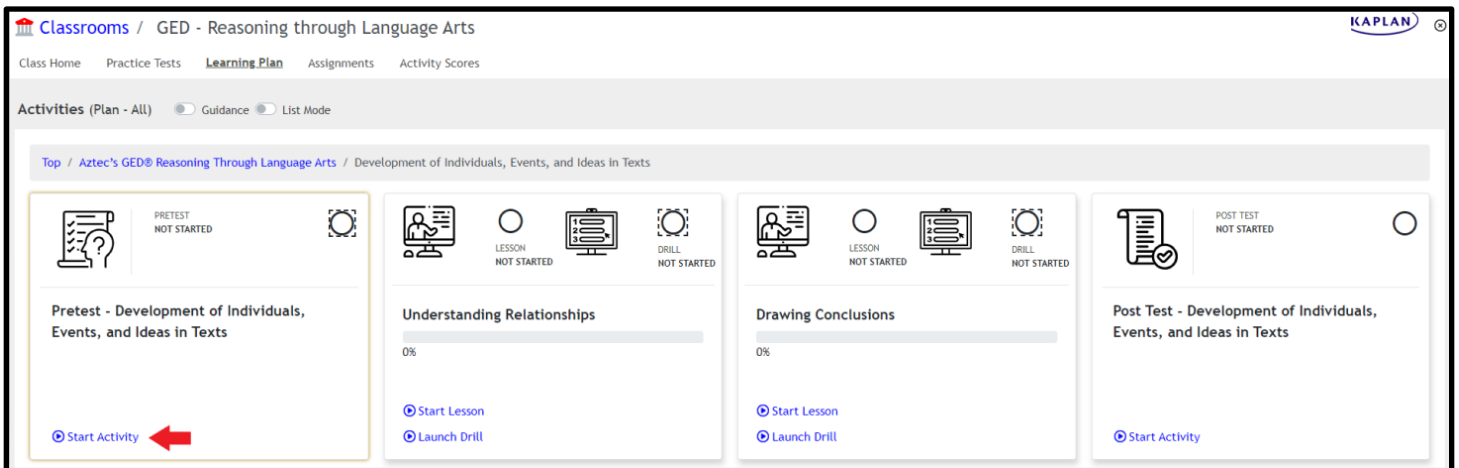
4. Click on the **Subject** to open the **Units**.



5. Click on the first Unit to the left, then you can view Pretest, Lessons, Drills, and Post Test.



6. Start with taking the **Pretest** to see what you know.



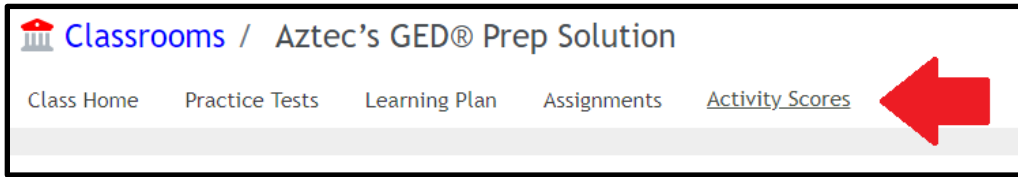
7. Complete the Pretest, then based on your results, complete each **Lesson** and associating **Drill**.

8. Once the Lessons and Drills are completed, complete a **Post Test**.

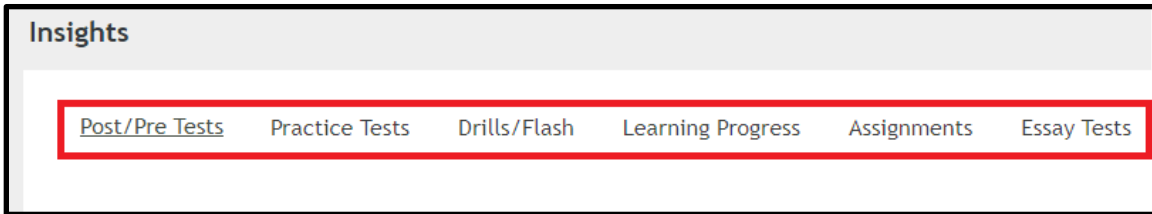
If the student did not do well on a lesson topic within the test, the Learning System may require the student to review that Lesson again.


To view Activity Scores:

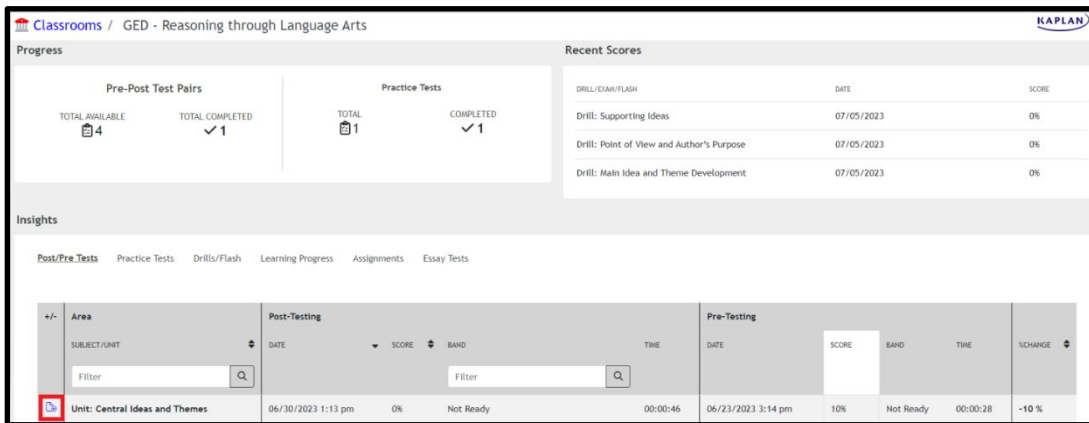
1. Click on **Activity Scores** tab:



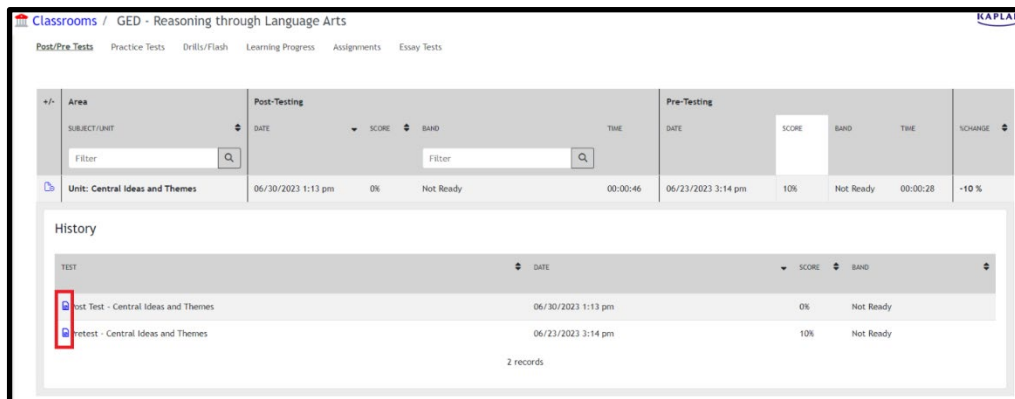
2. Click on the desired activity under **Insights** to view completed scores:



3. You can view all associated scores for a particular Unit. Click on the  to expand the view:



4. You can also view any exams for clicking the “Review Exam” button as shown below:




5. Review your exam **Scoring Summary** to see how you did:

Review: Central Ideas and Themes Pretest








Summary Scoring Analysis Review Suggested Learning

Questions		Scoring	Timing
Total Answers 21	Marked for Review 0	Score 10% (Not Ready)	Elapsed Time 0 Mins
Correct 2	Skipped 17		

6. Review your **Scoring Analysis** to see your areas of weakness and strength. Click on the  button to see the questions that correlate to that specific learning strand in the Review tab.

Review: Central Ideas and Themes Pretest

Summary Scoring Analysis Review Suggested Learning

LEARNING	TOTAL	CORRECT	INCORRECT	SCORE	SCORE GRAPH
Supporting Ideas  	7	0	1 (6 Skipped)	0%	
Point of View and Author's Purpose 	6	1	1 (4 Skipped)	17%	
Main Idea and Theme Development 	8	1	0 (7 Skipped)	13%	

7. Use the **Review** tab to go over each item to see what questions you got correct or incorrect.

Review: Central Ideas and Themes Pretest

Summary Scoring Analysis Review Suggested Learning

21 Questions (0 Filtered)

Filter

Previous Q1 Q2 X Q3 Q4 Q5 X Q6 X Q7 X Q8 X Q9 X Q10 X ... Q21 X Next

Related Learning: Supporting Ideas [Reference: az.hse.1](#)

In the passage, what is an example of a minor detail?

Excerpt from *A Chinese Wonder Book*

The winter had been a hard one: extreme cold, deep snow, and violent winds. The Wang house had suffered greatly. The roof had fallen in, weighed down by heavy snow. Then a hurricane had blown a wall over, and Ming-li, the son, up all night and exposed to a bitter cold wind, had caught pneumonia. Long days of illness followed, with the spending of extra money for medicine.

Hsinan, Norman Hinton, and Li Ang, *A Chinese Wonder Book*. New York, NY: L.P. Lutton & Co., 1919. Hist.

A "Then a hurricane had blown a wall over, and Ming-li, the son, up all night and exposed to a bitter cold wind, had caught pneumonia."
 B "The roof had fallen in, weighed down by heavy snow."
 C "Long days of illness followed, with the spending of extra money for medicine."
 D None of the above

Incorrect

The correct answer is D. A, B, and C are all major details that combine to reinforce the main idea that the family had suffered through a hard winter.


8. Review the **Suggested Learning** tab to find out which lessons in Aztec you should focus on next.

Review: Central Ideas and Themes Pretest

Summary Scoring Analysis Review Suggested Learning

LEARNING OVERVIEW	REFERENCE	SUGGESTED LEARNING
Language Arts	az.hse.mtd	Comprehend explicit details and main ideas, infer implied main ideas, and identify a theme and which elements support a theme. Suggested Learning: Main Idea and Theme Development
Language Arts	az.hse.pov	Determine an author's point of view or purpose of a text, whether implicit or explicit, analyze how an author responds to conflicting evidence or viewpoints, and analyze how an author uses rhetorical techniques. Suggested Learning: Point of View and Author's Purpose
Language Arts	az.hse.sd	Summarize and determine which details support the main idea, make inferences about the details that support the main idea, and analyze the roles the details play in texts. Suggested Learning: Supporting Ideas

Below is a detailed description of each of the items the student will encounter throughout the Learning Plan:

Practice Tests (may not be applicable in some series): 

- Can be taken at ANY time during a student's learning (although we recommend after a student has gone through their entire coursework).
- Can be taken MULTIPLE times. We have various versions of each Practice Test available.
- Include a readiness gauge that help determine the students' readiness to take the official HSE test.

Pretests: 


- Used to assess/diagnose the students' understanding of lessons.
- Will diagnose the student and provide information about skill areas needed for improvement.
- A student can only take a pretest one time.

Lessons: 

- Used to remediate the students' skills.
- Each lesson will provide the learner with clear objectives for targeted focus instruction.
- Students can always go back to a lesson for review.





Drills: 

- Used to reinforce the students' skills.
- Each drill has a pool of questions to strengthen the students' skills with practice.
- As the student goes through each question, the system provides the student with instant results each time after the student answer a question.

Post Tests: 

- Will confirm the knowledge gained in learning lessons.
- Students can retake a post test if they were not satisfied with their score.

Student Icon Key:

-  Activity has been completed, passed, or waived (will always be accompanied by a label to clarify).
-  Activity has been completed but not passed.
-  Activity has not been started.
-  Activity is in progress.