



RSTA Navigation Guide

[Reading Skills for Today's Adults \(RSTA\)](#) is an online collection of leveled readings addressing various topics of interest to adult learners. Each reading has a collection of accompanying materials. The SABES ELA PD Center has created a long and short RSTA Navigation Guide to support your exploration of new resources for reading instruction to engage your learners on the [RSTA website](#).

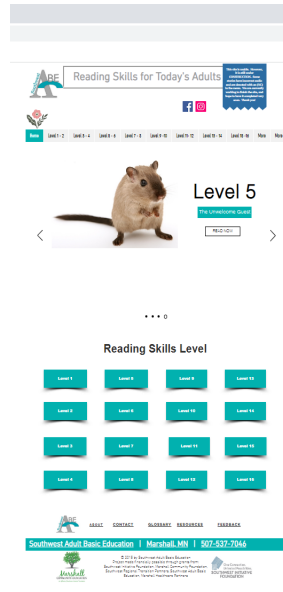
For additional support with navigating the website, please do not hesitate to email Elena Ruiz at elena_ruiz@worlded.org.

Table of Contents

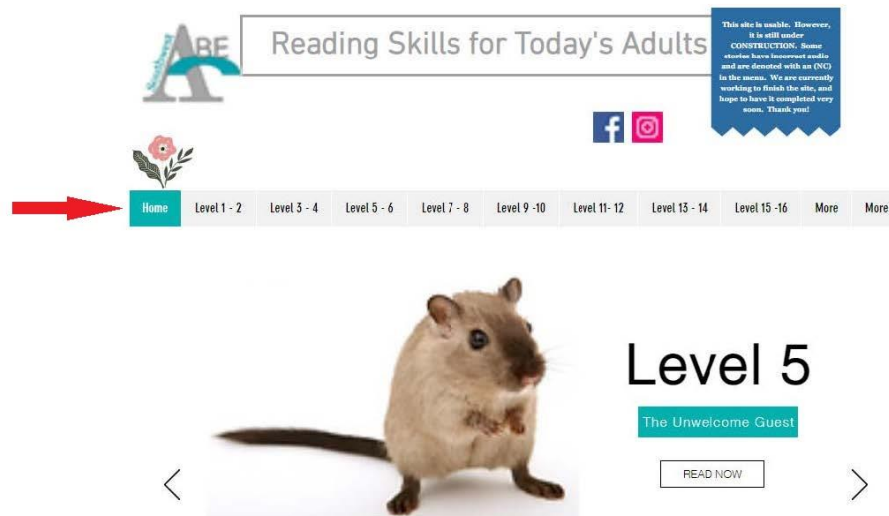
Website Navigation	2
Navigating to Texts	3
Text Resources	5
RSTA Instructor Resources	8
Marshall Leveled Reading Program	8
Marshall Leveled Reading Program Resource Library	9
Helpful Resources	12

Website Navigation

The RSTA homepage is accessible by [clicking here](https://www.readingskills4today.com/) or copying and pasting the following link into the browser: <https://www.readingskills4today.com/>.

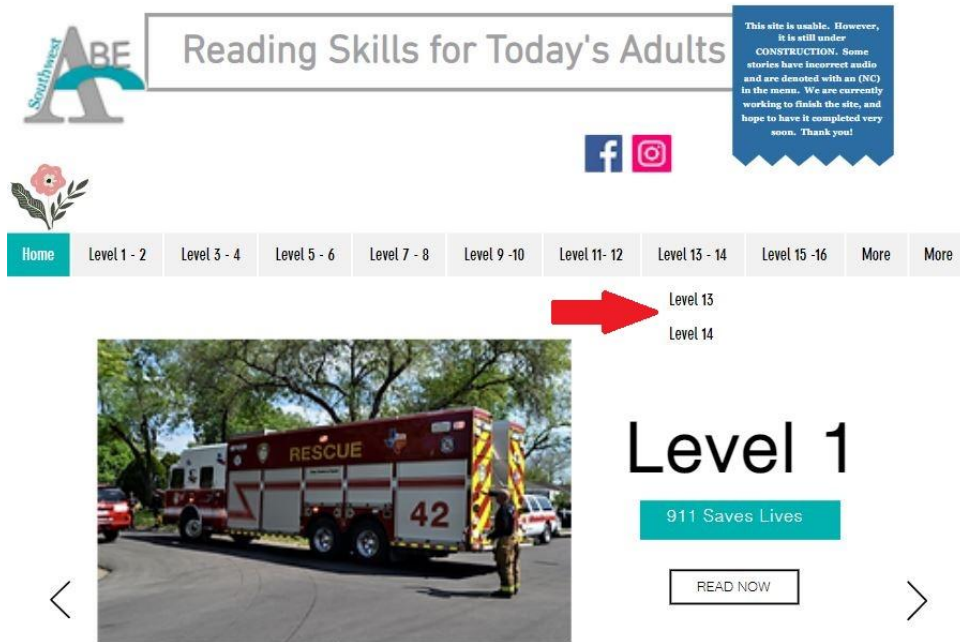


When directed to the homepage, there are two ways to access the leveled reading texts and activities. One way to navigate to them is through the horizontal menu at the top of the homepage. For example, the first tab to the right of the “Home” tab is where the texts for readers at Level 1 or 2 are located. Note that RSTA reading levels are not grade-level equivalents and are aligned with CCRS and Lexile levels. See the Placement Information section of the website or page 13 of this resource guide for additional information on choosing the appropriate text level for learners.

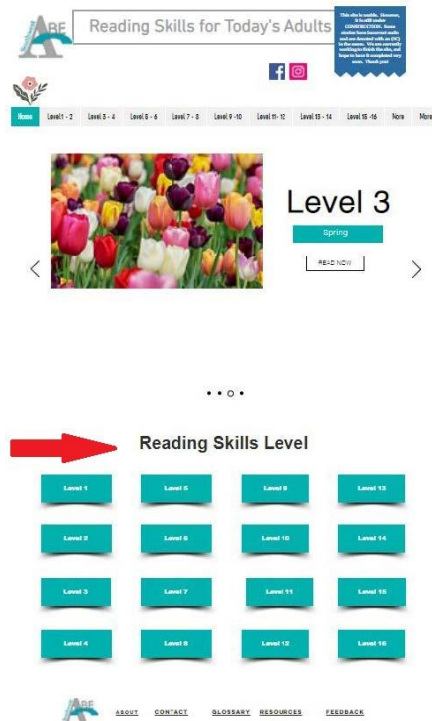


Navigating to Texts

When hovering over the horizontal tabs, a sub-menu will appear for each level.



The leveled readings and companion activities can also be accessed toward the bottom of the homepage.



After navigating to the desired text level, a list of text titles is displayed. The image below shows the "Level 13" texts. Each title links to a page with the reading and companion documents that are ready to be used by teachers and students.

The screenshot shows the website 'Reading Skills for Today's Adults'. At the top left is the 'Southwest ABE' logo. To the right is a blue box with text: 'This site is available in Spanish. If you're reading SPANISH, please click on the Spanish button located at the bottom of the page. We are currently working to finish the site, and hope to have it completed very soon. Thank you!' Below this is a navigation bar with links: Home, Level 1-2, Level 3-4, Level 5-6, Level 7-8, Level 9-10, Level 11-12, Level 13-14, Level 15-16, More, More. The main content area is titled 'Level 13 Stories' and lists the following titles: [Where Are Your Cell Phone Manners?](#), [Wanted: A Good Repair Shop](#), [Young Children and Water](#), [A Piece of My Life](#), [Is My Child Gaining Too Much Weight](#), [Attitude and Manners at Job Interview](#), [Is It Okay to Leave My Child Home Alone?](#), [Better Gas Mileage](#), [Madame C.J. Walker](#), [Hybrid Cars](#), [A Note from the School Nurse](#), [Exercise for Kids](#), [The President of the United States](#), [Choosing Medical Treatments](#), [Why Vote?](#), [Truancy](#), [Dealing with Grief](#), [Ramadan](#), [Bloody Sunday](#), [Washington, D.C.](#), and [The Statue of Liberty](#). At the bottom is a footer with the 'Southwest ABE' logo and navigation links: ABOUT, CONTACT, GLOSSARY, RESOURCES, FEEDBACK. A teal banner at the very bottom contains the text: 'Southwest Adult Basic Education | Marshall, MN | 507-537-7046'.

Text Resources

The image below shows the page that is linked to the fourth Level 13 text, “Attitude & Manners at a Job Interview.”

The screenshot shows a website titled "Reading Skills for Today's Adults" with a navigation menu for levels from 1-2 to 15-16. The main content area displays the text "Attitude & Manners at a Job Interview" with line numbers on the left. A "Count Down Timer" is visible on the left side of the page, set to 01:00. Below the text, there are three "1st Reading" sections. The footer includes "Southwest Adult Basic Education | Marshall, MN | 507-537-7046".

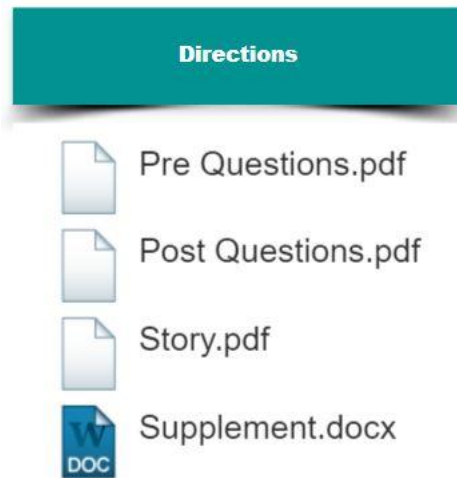
The numbers on the left side of the text are intended to be used to determine how fast a student reads. To calculate how many words are read per minute, a student can use the “Count Down Timer” on the lower left side of the page. The student begins reading the passage when the timer starts and then stops and marks which word they were reading when one-minute finishes. Then the numbers to the left of the text can be used to easily count how many words were read in one minute. The student starts counting from the number listed on the left side of the line that they ended on and stops counting at the word they were at when the timer ended. For example, if the timer ends when the student is at the word “name” on the 27th line, the reader can use the numbers on the left side (222) to calculate that they read 231 words in one minute.

This close-up shows the "Count Down Timer" set to 01:00. A red arrow points to the timer. Below it, another red arrow points to the word "name" on line 222 of the text. The text on the right side of the image includes line numbers 145 through 245 and the following paragraphs:

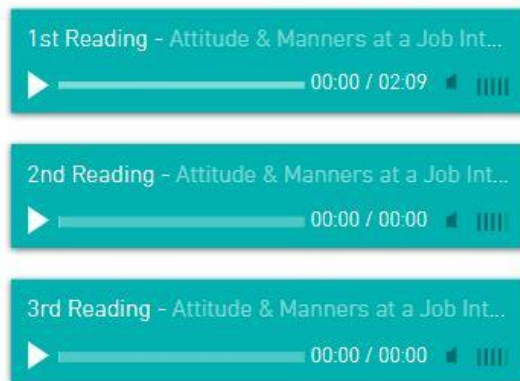
145 One of the first manners an employer will look for is
156 punctuality, or being on time for the interview. This indicates
166 whether you're reliable and will be to work on time. Being late
178 for an interview could hurt your chances of being hired.
188

198 When you meet the manager, smile. Then offer a friendly
209 greeting of "Hello" or "Hi." Give the manager a firm handshake.
222 Address the manager as Mr. or Ms. unless he or she asks you
236 to call him or her by a first name. This shows that you have
246 respect for the manager's position. Also, look at the manager
255 directly in the eyes, not down at your feet.

Under the “Directions” section are several activities that learners can engage with before, during, and after reading the text. The files with “.pdf” at the end of the title will open a new tab in the browser, while the files with “.docx” will download to the computer.



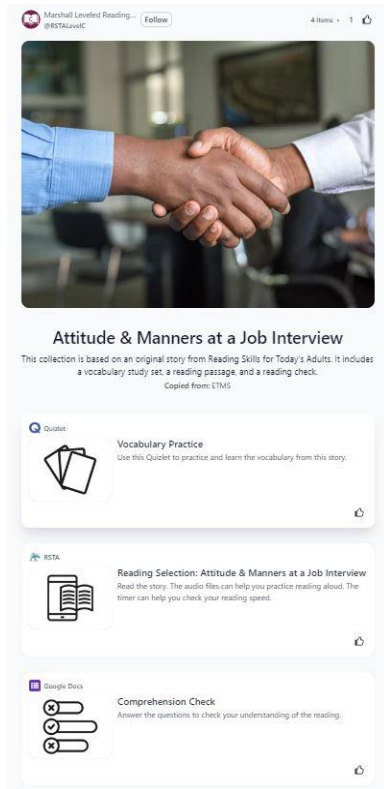
Toward the bottom of the page are three audio files with a recording of the text being read at three different speeds. The first recording is the slowest of the three recordings and the third file is the fastest speed. The recordings can be used by students to practice repeated or echo reading, effective strategies for building reading fluency.



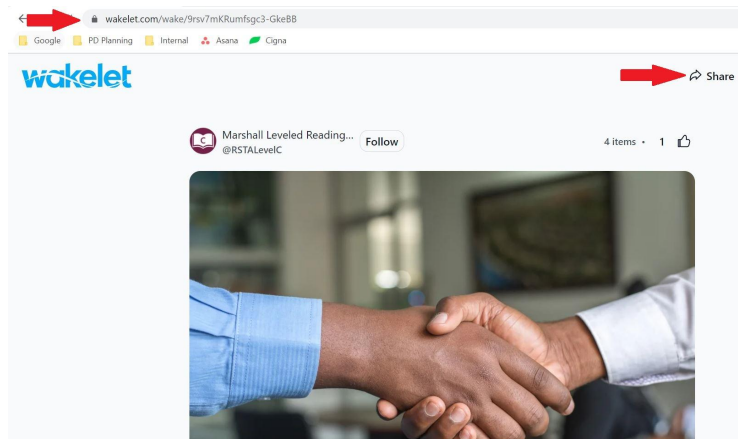
Each story has a collection of companion resources organized on Wakelet, accessible by clicking the “Wakelet - Online Supplement & MORE!” button on the left side of the page.

A purple rectangular button with rounded corners and a white border. The text "Wakelet - Online Supplement & MORE!" is written in white, centered on the button.

Wakelet is an online platform designed for teachers and students to organize materials from different sources in one place. For example, the Wakelet for each text contains a text-specific Quizlet vocabulary deck, the RSTA reading, and a comprehension check activity on Google Forms.



Teachers can share the Wakelet with their students by providing them with the URL or clicking the “Share” button at the top right of the page.

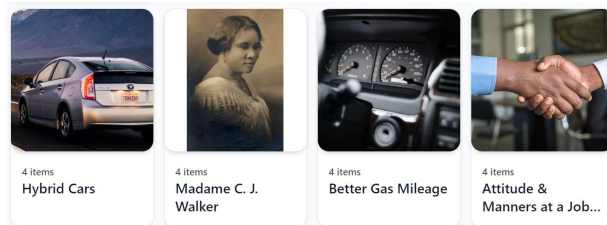
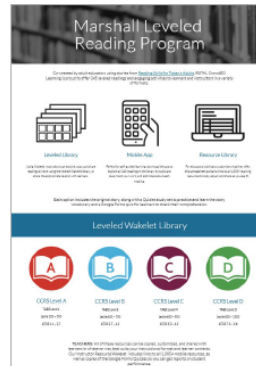


RSTA Instructor Resources

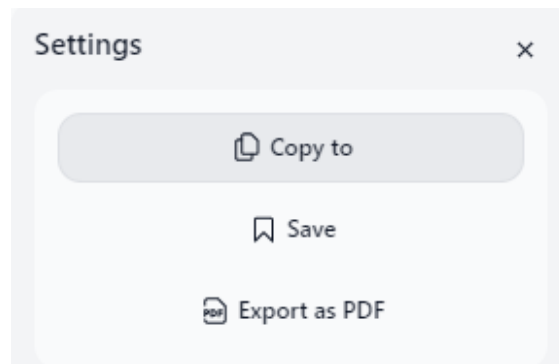
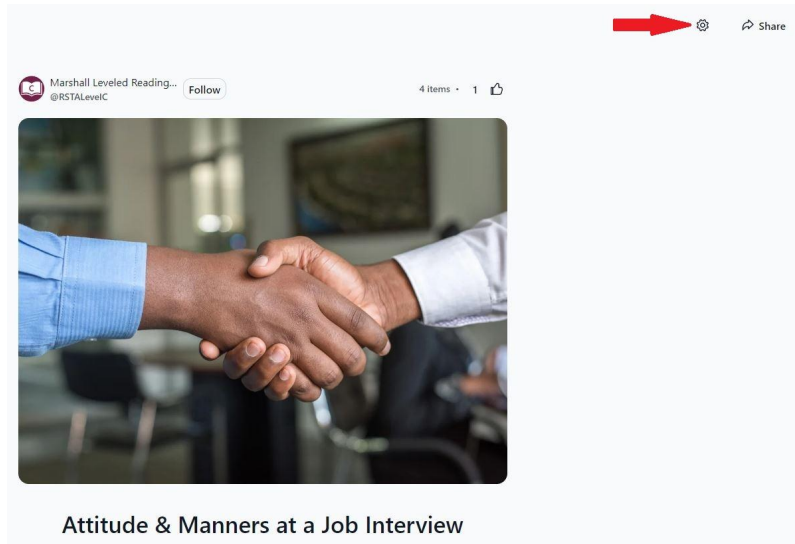
Many of the companion documents associated with each reading can be edited by the instructor. To begin modifying the supplemental material [click here](#) or copy and paste the following URL into the browser: https://wakelet.com/wake/PBTs2-RK3IvyDM_D3Tflo. Edits can be made by clicking the sections on this website titled “Marshall Level Reading Program” and “Marshall Leveled Reading Program Resources Library.”

Marshall Leveled Reading Program

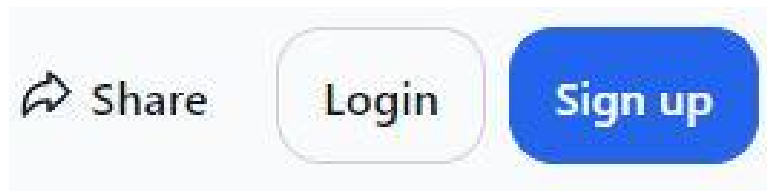
The first option, “Marshall Leveled Reading Program,” leads to a page with all of the Wakelets from the RSTA website categorized by CCRS Level.



To edit the Wakelet activities, navigate to the desired Wakelet by clicking on the CCRS level and finding the text. Once in the correct Wakelet, click the gear icon in the top right corner of the screen and select “Copy to.”



Please note that the option to copy the Wakelet will not be available unless the user is logged into a free Wakelet account. To create a Wakelet account, click “Sign Up” to the right of “Share” and provide the required information.



Marshall Leveled Reading Program Resource Library

The “Marshall Leveled Reading Program Resource Library” provides a link to the companion documents for each reading that is available on the RSTA website. The link to copy the “Comprehension Checks” is available on [this Google Sheet](#). When an instructor copies the Google Form, they can add the form to the copied Wakelet and access the learner's results.



RSTA Level	Linked Story	Story Title	Story URL	ES Library URL	Forms SHARED URL	Forms COPY URL	WAKELET URL	CCSS Level	DBAE Level
7	1	Joe's Workday	Joe's Workday	https://www.readinglib.org/https://s3.amazonaws.com/rsta-7-3-13/https://forms.gle/2m8e8Bm-M9X250	https://www.readinglib.org/https://s3.amazonaws.com/rsta-7-3-13/https://forms.gle/2m8e8Bm-M9X250	https://www.readinglib.org/https://s3.amazonaws.com/rsta-7-3-13/https://forms.gle/2m8e8Bm-M9X250	https://www.readinglib.org/https://s3.amazonaws.com/rsta-7-3-13/https://forms.gle/2m8e8Bm-M9X250	Level A	Level L
8	1	Joe's Sorest Loner	Joe's Sorest Loner	https://www.readinglib.org/https://s3.amazonaws.com/rsta-8-1-13/https://forms.gle/2m8e8Bm-M9X250	https://www.readinglib.org/https://s3.amazonaws.com/rsta-8-1-13/https://forms.gle/2m8e8Bm-M9X250	https://www.readinglib.org/https://s3.amazonaws.com/rsta-8-1-13/https://forms.gle/2m8e8Bm-M9X250	https://www.readinglib.org/https://s3.amazonaws.com/rsta-8-1-13/https://forms.gle/2m8e8Bm-M9X250	Level A	Level L
9	1	Fall is Here	Fall is Here	https://www.readinglib.org/https://s3.amazonaws.com/rsta-9-1-13/https://forms.gle/2m8e8Bm-M9X250	https://www.readinglib.org/https://s3.amazonaws.com/rsta-9-1-13/https://forms.gle/2m8e8Bm-M9X250	https://www.readinglib.org/https://s3.amazonaws.com/rsta-9-1-13/https://forms.gle/2m8e8Bm-M9X250	https://www.readinglib.org/https://s3.amazonaws.com/rsta-9-1-13/https://forms.gle/2m8e8Bm-M9X250	Level A	Level L
10	1	Calling in Sick	Calling in Sick	https://www.readinglib.org/https://s3.amazonaws.com/rsta-10-1-13/https://forms.gle/2m8e8Bm-M9X250	https://www.readinglib.org/https://s3.amazonaws.com/rsta-10-1-13/https://forms.gle/2m8e8Bm-M9X250	https://www.readinglib.org/https://s3.amazonaws.com/rsta-10-1-13/https://forms.gle/2m8e8Bm-M9X250	https://www.readinglib.org/https://s3.amazonaws.com/rsta-10-1-13/https://forms.gle/2m8e8Bm-M9X250	Level A	Level L
11	1	An Open Life	An Open Life	https://www.readinglib.org/https://s3.amazonaws.com/rsta-11-1-13/https://forms.gle/2m8e8Bm-M9X250	https://www.readinglib.org/https://s3.amazonaws.com/rsta-11-1-13/https://forms.gle/2m8e8Bm-M9X250	https://www.readinglib.org/https://s3.amazonaws.com/rsta-11-1-13/https://forms.gle/2m8e8Bm-M9X250	https://www.readinglib.org/https://s3.amazonaws.com/rsta-11-1-13/https://forms.gle/2m8e8Bm-M9X250	Level A	Level L
12	1	Midge is Stressed Out	Midge is Stressed Out	https://www.readinglib.org/https://s3.amazonaws.com/rsta-12-1-13/https://forms.gle/2m8e8Bm-M9X250	https://www.readinglib.org/https://s3.amazonaws.com/rsta-12-1-13/https://forms.gle/2m8e8Bm-M9X250	https://www.readinglib.org/https://s3.amazonaws.com/rsta-12-1-13/https://forms.gle/2m8e8Bm-M9X250	https://www.readinglib.org/https://s3.amazonaws.com/rsta-12-1-13/https://forms.gle/2m8e8Bm-M9X250	Level A	Level L
13	1	Baby Keri Loves Books	Baby Keri Loves Books	https://www.readinglib.org/https://s3.amazonaws.com/rsta-13-1-13/https://forms.gle/2m8e8Bm-M9X250	https://www.readinglib.org/https://s3.amazonaws.com/rsta-13-1-13/https://forms.gle/2m8e8Bm-M9X250	https://www.readinglib.org/https://s3.amazonaws.com/rsta-13-1-13/https://forms.gle/2m8e8Bm-M9X250	https://www.readinglib.org/https://s3.amazonaws.com/rsta-13-1-13/https://forms.gle/2m8e8Bm-M9X250	Level A	Level L
14	1	Baby First Harvest	Baby First Harvest	https://www.readinglib.org/https://s3.amazonaws.com/rsta-14-1-13/https://forms.gle/2m8e8Bm-M9X250	https://www.readinglib.org/https://s3.amazonaws.com/rsta-14-1-13/https://forms.gle/2m8e8Bm-M9X250	https://www.readinglib.org/https://s3.amazonaws.com/rsta-14-1-13/https://forms.gle/2m8e8Bm-M9X250	https://www.readinglib.org/https://s3.amazonaws.com/rsta-14-1-13/https://forms.gle/2m8e8Bm-M9X250	Level A	Level L
15	1	The Nelson Pages	The Nelson Pages	https://www.readinglib.org/https://s3.amazonaws.com/rsta-15-1-13/https://forms.gle/2m8e8Bm-M9X250	https://www.readinglib.org/https://s3.amazonaws.com/rsta-15-1-13/https://forms.gle/2m8e8Bm-M9X250	https://www.readinglib.org/https://s3.amazonaws.com/rsta-15-1-13/https://forms.gle/2m8e8Bm-M9X250	https://www.readinglib.org/https://s3.amazonaws.com/rsta-15-1-13/https://forms.gle/2m8e8Bm-M9X250	Level A	Level L
16	1	I Miss My Mom	I Miss My Mom	https://www.readinglib.org/https://s3.amazonaws.com/rsta-16-1-13/https://forms.gle/2m8e8Bm-M9X250	https://www.readinglib.org/https://s3.amazonaws.com/rsta-16-1-13/https://forms.gle/2m8e8Bm-M9X250	https://www.readinglib.org/https://s3.amazonaws.com/rsta-16-1-13/https://forms.gle/2m8e8Bm-M9X250	https://www.readinglib.org/https://s3.amazonaws.com/rsta-16-1-13/https://forms.gle/2m8e8Bm-M9X250	Level A	Level L
17	1	Seasons of Change	Seasons of Change	https://www.readinglib.org/https://s3.amazonaws.com/rsta-17-1-13/https://forms.gle/2m8e8Bm-M9X250	https://www.readinglib.org/https://s3.amazonaws.com/rsta-17-1-13/https://forms.gle/2m8e8Bm-M9X250	https://www.readinglib.org/https://s3.amazonaws.com/rsta-17-1-13/https://forms.gle/2m8e8Bm-M9X250	https://www.readinglib.org/https://s3.amazonaws.com/rsta-17-1-13/https://forms.gle/2m8e8Bm-M9X250	Level A	Level L
18	1	Sea Munch	Sea Munch	https://www.readinglib.org/https://s3.amazonaws.com/rsta-18-1-13/https://forms.gle/2m8e8Bm-M9X250	https://www.readinglib.org/https://s3.amazonaws.com/rsta-18-1-13/https://forms.gle/2m8e8Bm-M9X250	https://www.readinglib.org/https://s3.amazonaws.com/rsta-18-1-13/https://forms.gle/2m8e8Bm-M9X250	https://www.readinglib.org/https://s3.amazonaws.com/rsta-18-1-13/https://forms.gle/2m8e8Bm-M9X250	Level A	Level L
19	1	My Mother	My Mother	https://www.readinglib.org/https://s3.amazonaws.com/rsta-19-1-13/https://forms.gle/2m8e8Bm-M9X250	https://www.readinglib.org/https://s3.amazonaws.com/rsta-19-1-13/https://forms.gle/2m8e8Bm-M9X250	https://www.readinglib.org/https://s3.amazonaws.com/rsta-19-1-13/https://forms.gle/2m8e8Bm-M9X250	https://www.readinglib.org/https://s3.amazonaws.com/rsta-19-1-13/https://forms.gle/2m8e8Bm-M9X250	Level A	Level L
20	1	Story Hour	Story Hour	https://www.readinglib.org/https://s3.amazonaws.com/rsta-20-1-13/https://forms.gle/2m8e8Bm-M9X250	https://www.readinglib.org/https://s3.amazonaws.com/rsta-20-1-13/https://forms.gle/2m8e8Bm-M9X250	https://www.readinglib.org/https://s3.amazonaws.com/rsta-20-1-13/https://forms.gle/2m8e8Bm-M9X250	https://www.readinglib.org/https://s3.amazonaws.com/rsta-20-1-13/https://forms.gle/2m8e8Bm-M9X250	Level A	Level L
21	1	Blue Safety	Blue Safety	https://www.readinglib.org/https://s3.amazonaws.com/rsta-21-1-13/https://forms.gle/2m8e8Bm-M9X250	https://www.readinglib.org/https://s3.amazonaws.com/rsta-21-1-13/https://forms.gle/2m8e8Bm-M9X250	https://www.readinglib.org/https://s3.amazonaws.com/rsta-21-1-13/https://forms.gle/2m8e8Bm-M9X250	https://www.readinglib.org/https://s3.amazonaws.com/rsta-21-1-13/https://forms.gle/2m8e8Bm-M9X250	Level A	Level L
22	1	Over Lanes to Read	Over Lanes to Read	https://www.readinglib.org/https://s3.amazonaws.com/rsta-22-1-13/https://forms.gle/2m8e8Bm-M9X250	https://www.readinglib.org/https://s3.amazonaws.com/rsta-22-1-13/https://forms.gle/2m8e8Bm-M9X250	https://www.readinglib.org/https://s3.amazonaws.com/rsta-22-1-13/https://forms.gle/2m8e8Bm-M9X250	https://www.readinglib.org/https://s3.amazonaws.com/rsta-22-1-13/https://forms.gle/2m8e8Bm-M9X250	Level A	Level L
23	1	Violence at Home	Violence at Home	https://www.readinglib.org/https://s3.amazonaws.com/rsta-23-1-13/https://forms.gle/2m8e8Bm-M9X250	https://www.readinglib.org/https://s3.amazonaws.com/rsta-23-1-13/https://forms.gle/2m8e8Bm-M9X250	https://www.readinglib.org/https://s3.amazonaws.com/rsta-23-1-13/https://forms.gle/2m8e8Bm-M9X250	https://www.readinglib.org/https://s3.amazonaws.com/rsta-23-1-13/https://forms.gle/2m8e8Bm-M9X250	Level A	Level L
24	1	Understanding One Another	Understanding One Another	https://www.readinglib.org/https://s3.amazonaws.com/rsta-24-1-13/https://forms.gle/2m8e8Bm-M9X250	https://www.readinglib.org/https://s3.amazonaws.com/rsta-24-1-13/https://forms.gle/2m8e8Bm-M9X250	https://www.readinglib.org/https://s3.amazonaws.com/rsta-24-1-13/https://forms.gle/2m8e8Bm-M9X250	https://www.readinglib.org/https://s3.amazonaws.com/rsta-24-1-13/https://forms.gle/2m8e8Bm-M9X250	Level A	Level L
25	1	Shopping for a Car	Shopping for a Car	https://www.readinglib.org/https://s3.amazonaws.com/rsta-25-1-13/https://forms.gle/2m8e8Bm-M9X250	https://www.readinglib.org/https://s3.amazonaws.com/rsta-25-1-13/https://forms.gle/2m8e8Bm-M9X250	https://www.readinglib.org/https://s3.amazonaws.com/rsta-25-1-13/https://forms.gle/2m8e8Bm-M9X250	https://www.readinglib.org/https://s3.amazonaws.com/rsta-25-1-13/https://forms.gle/2m8e8Bm-M9X250	Level A	Level L
26	1	Mike Gets Ready for Work	Mike Gets Ready for Work	https://www.readinglib.org/https://s3.amazonaws.com/rsta-26-1-13/https://forms.gle/2m8e8Bm-M9X250	https://www.readinglib.org/https://s3.amazonaws.com/rsta-26-1-13/https://forms.gle/2m8e8Bm-M9X250	https://www.readinglib.org/https://s3.amazonaws.com/rsta-26-1-13/https://forms.gle/2m8e8Bm-M9X250	https://www.readinglib.org/https://s3.amazonaws.com/rsta-26-1-13/https://forms.gle/2m8e8Bm-M9X250	Level A	Level L
27	1	Shopping	Shopping	https://www.readinglib.org/https://s3.amazonaws.com/rsta-27-1-13/https://forms.gle/2m8e8Bm-M9X250	https://www.readinglib.org/https://s3.amazonaws.com/rsta-27-1-13/https://forms.gle/2m8e8Bm-M9X250	https://www.readinglib.org/https://s3.amazonaws.com/rsta-27-1-13/https://forms.gle/2m8e8Bm-M9X250	https://www.readinglib.org/https://s3.amazonaws.com/rsta-27-1-13/https://forms.gle/2m8e8Bm-M9X250	Level A	Level L
28	1	Looking for Best	Looking for Best	https://www.readinglib.org/https://s3.amazonaws.com/rsta-28-1-13/https://forms.gle/2m8e8Bm-M9X250	https://www.readinglib.org/https://s3.amazonaws.com/rsta-28-1-13/https://forms.gle/2m8e8Bm-M9X250	https://www.readinglib.org/https://s3.amazonaws.com/rsta-28-1-13/https://forms.gle/2m8e8Bm-M9X250	https://www.readinglib.org/https://s3.amazonaws.com/rsta-28-1-13/https://forms.gle/2m8e8Bm-M9X250	Level A	Level L
28	2	A Bedtime Routine	A Bedtime Routine	https://www.readinglib.org/https://s3.amazonaws.com/rsta-28-2-13/https://forms.gle/2m8e8Bm-M9X250	https://www.readinglib.org/https://s3.amazonaws.com/rsta-28-2-13/https://forms.gle/2m8e8Bm-M9X250	https://www.readinglib.org/https://s3.amazonaws.com/rsta-28-2-13/https://forms.gle/2m8e8Bm-M9X250	https://www.readinglib.org/https://s3.amazonaws.com/rsta-28-2-13/https://forms.gle/2m8e8Bm-M9X250	Level A	Level L

To copy the Google Form, click on the link in the “Forms COPY URL” column corresponding to the desired reading. Once the link in that cell is selected, there will be a prompt about copying the document.



Copy document

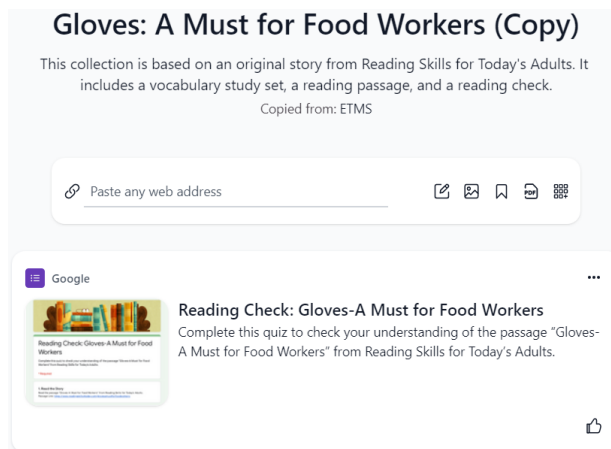
Would you like to make a copy of **Reading Check: Gloves-A Must for Food Workers?**

[Make a copy](#)

If “Make a copy” is selected, the form will be copied to the Google account that is signed into on the browser. The title of the form and questions can then be edited. To replace the Google Form in the existing Wakelet with the copied form, return to the “Marshall Reading Program EdTech Resources” Google Sheet and select the Wakelet link corresponding with the reading. Make a copy of the Wakelet following the instructions provided in the section of this document titled “Marshall Leveled Reading Program.” Copy and paste the Google Form URL into the section of the Wakelet that says “Paste any web address.”

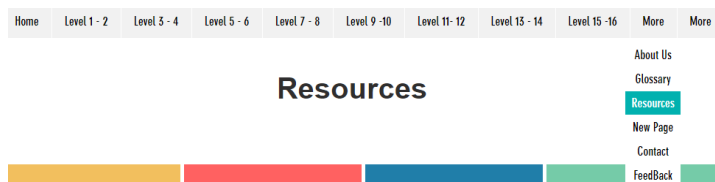


Once the URL is pasted into the above section, a new block will appear in the Wakelet. Copy and pasting the URL is the same process to add materials from other platforms to the Wakelet.



Helpful Resources

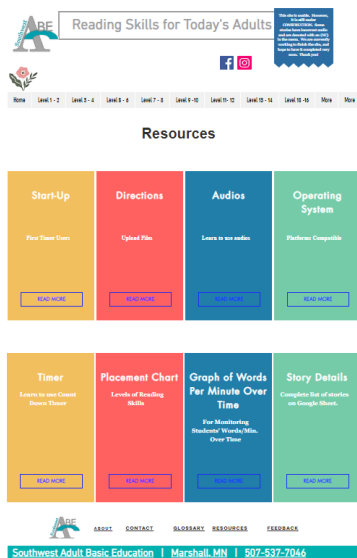
The RSTA website contains multiple resources that can help navigate the website and the materials. To navigate to the “Resources” tab, select the first “More” button on the menu at the top of the page.



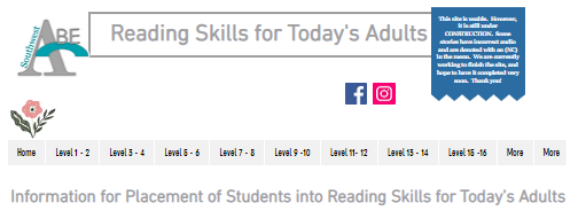
OR scroll to the bottom of the website and select “Resources.”



The “Resources” homepage has a variety of tools for users, including “Start-Up,” “Directions,” “Audios,” “Operating System,” “Timer,” “Placement Chart,” “Graph of Words Per Minute over Time,” and “Story Details.”



The “Placement Chart” provides information about the alignment of RSTA reading levels with CCRS and Lexile levels. This information can be used to select the appropriate text levels for reading instruction based on students’ instructional needs.



The levels of Reading Skills for Today's Adults 1-16 are NOT grade level equivalents. Please use the following document to determine placement for students. Students will likely place at different levels for fluency instruction vs. comprehension instruction. NRS-approved reading assessment scores (CASAS Life & Work, CASAS GOALS and TABE 11/12) can provide a starting place for comprehension

Reading Skills for Today's Adults Levels and Corresponding CCRS Levels

- Level 1 – CCRS Level A (200-400 Lexile)
- Level 2 – CCRS Levels A and A/B (300-500 Lexile)
- Level 3 – CCRS Levels A/B (300-500 Lexile)
- Level 4 – CCRS Levels A/B (300-500 Lexile)
- Level 5 – CCRS Levels A/B (400-500 Lexile)
- Level 6 – CCRS Levels A/B and B (400-800 Lexile)
- Level 7 – CCRS Level B (500-800 Lexile)
- Level 8 – CCRS Level B (500-800 Lexile)
- Level 9 – CCRS Level B (500-800 Lexile)
- Level 10 – CCRS Levels B and B/C (600-900 Lexile)
- Level 11 – CCRS Levels B and B/C (600-900 Lexile)
- Level 12 – CCRS Levels B/C (700-900 Lexile)
- Level 13 – CCRS Levels B/C (800-900 Lexile)
- Level 14 – CCRS Level C/D (900-1000 Lexile)
- Level 15 – CCRS Levels C/D and D/E (900-1100 Lexile)
- Level 16 – CCRS Levels D/E (1000-1200 Lexile)

Grade	College & Career Ready "Stretch" Lexile Bands
1	190L to 530L
2	420L to 650L
3	520L to 820L
4	740L to 940L
5	830L to 1010L
6	925L to 1070L
7	970L to 1120L
8	1010L to 1165L
9	1050L to 1260L
10	1080L to 1335L
11 and 12	1185L to 1385L

Reading Skills for Today's Adults Levels and Corresponding CCRS Levels

CCRS Level for Adult Learners	NRS Educational Functioning Level	CASAS Life & Work Reading
CCRS Level A*	ESL 1 Beginning ESL Literacy	0-180
	ESL 2 Low Beginning ESL	181-190
	ESL 3 High Beginning ESL	191-200
CCRS Level B	ESL 4 Low Intermediate ESL	201-210
CCRS Level C	ESL 5 High Intermediate ESL	211-220
CCRS Level D	Advanced ESL	221-235

CCRS Level for Adult Learners	NRS Educational Functioning Level	CASAS GOALS Reading	Grade Level Equivalent (GLE)
CCRS Level A	ABE 1 Beginning ABE Literacy	0-193	K
		194-203	1
CCRS Level B	ABE 2 Beginning Basic Education	204-210	2
		211-216	3
CCRS Level C	ABE 3 Low Intermediate Basic Education	217-222	4
		223-227	5
CCRS Level D	ABE 4 High Intermediate Basic Education	228-230	6
		231-234	7

For additional support with navigating the website, please do not hesitate to email Elena at elena_ruiz@worlded.org.